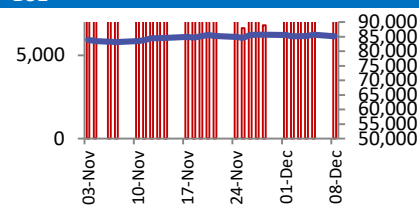
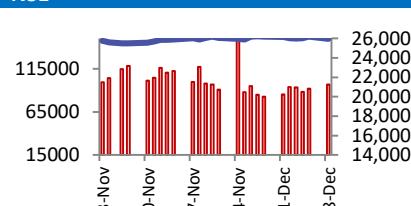


BSE



Open	84607
High	85020
Low	84314
Close	84391
Change	-275
Volume (Lacs)	6597
Turnover (Rs.inCr)	7252

NSE



Open	25864
High	25948
Low	25735
Close	25758
Change	-82
Volume(Lacs)	41719
Turnover(Rs.in Cr)	95827

World Markets	Current	Previous	Pt. Chg	Var(%)
Dow	48058	47560	497	1.05%
Dow Futures	48047	48107	(60)	-0.12%
Nasdaq	23654	23576	78	0.33%
FTSE	9656	9642	14	0.14%
Nikkei	50309	50603	(294)	-0.58%
Hang Seng	25594	25541	53	0.21%
Gift Nifty	25948	25835	113	0.44%
Straits Singapore	4526	4512	14	0.31%
South Korea	4128	4135	(7)	-0.16%
Taiwan	28219	28401	(182)	-0.64%
Shanghai	3895	3900	(5)	-0.14%

Commodity Prices	Current	Previous	Pt. Chg	Var(%)
Copper (\$/MT)	11557	11487	70	0.6%
Alumin (\$/MT)	2867	2857	11	0.4%
Zinc (\$/MT)	3082	3090	(8)	-0.3%
Brent Crude (\$/bbl)	62	62	0	0.5%
Gold (\$/Ounce)	4226	4229	(3)	-0.1%
Silver (\$/Ounce)	62	62	1	0.9%
Light Crude (\$/bbl)	59	58	0	0.5%
N G (\$/mmbtu)	5	5	0	0.1%
Sugar (\$/MT)	426	419	7	1.7%
Rubber (Rs./kg)	184	184	0	0.0%
Baltic Dry Index	2430	2557	(127)	-5.0%

Currency Exchange Rate	Current	Previous	Var(%)
Rs./ \$ rate	89.96	89.88	0.09%
Rs./ Euro	104.71	104.74	-0.03%
Rs./ Chinese Yuan	12.74	12.73	0.09%
Yen / \$ rate	155.70	156.02	-0.21%
\$ US/Euro	1.17	1.17	0.03%

Dollar Index	Current	Previous	Var(%)
Dollar Index	98.60	98.79	-0.19%

Support/ Resistance Levels for Today		
	Nifty	Bank Nifty Fut
Support 1	25780	59000
Support 2	25700	58820
Resistance	26000	59570

Securities in Ban For Trade	
SAMMAANCAP	BANDHANBNK

Market Review

US: US stocks jumped on Wednesday after the Federal Reserve decided to cut interest rates once again this year and as traders bet more easing was ahead next year.

Asia: Asia-Pacific markets climbed higher on Thursday, following the Federal Reserve's third rate cut of the year.

India: : The Indian market closed lower on Wednesday, with the Sensex and Nifty giving up early gains as traders locked in profits ahead of the U.S. Federal Reserve's policy outcome. **The market is expected to open on a positive note and likely to witness positive move during the day.**

Global economy: The Federal Reserve cut interest rates by 25 basis points at the conclusion of its two-day meeting, marking the central bank's third cut of the year. Fed officials were split on the decision to lower rates to a range of 3.50%-3.75%, with policymakers dissenting on both sides.

Australian employment fell in November by the most in nine months, while annual jobs growth slowed sharply from earlier this year, a sign the labour market is cooling and could ease pressure for a near-term rate hike. Figures showed net employment fell 23,100 in November from October, when it jumped 41,200.

Italian industrial output dropped 1.0% in October compared with the previous month, a sharper decline than the 0.3% decrease forecast by economists. The decline comes after a 2.7% increase in September. On a work-day adjusted year-on-year basis, industrial output fell 0.3% in October.

Commodities: Oil prices climbed for a second day as the U.S. seized a sanctioned tanker off Venezuela, heightening supply disruption fears. Reports of Ukraine striking a Russian oil vessel also provided support.

Gold prices climbed following a U.S. Federal Reserve interest rate cut. Policymakers showed division on further rate reductions for next year. Meanwhile, silver achieved a new record high. The Fed's move came amid mixed signals on the job market and inflation.

Currency: The dollar fell after the Federal Reserve delivered an outlook that was not as hawkish as some had anticipated, giving investors confidence to short the currency as they bet on two more rate cuts next year.

FII Derivative Transactions (Rs. Cr)

Contracts	Purchase		Sell		Net	Open Interest (OI)		OI (Previous day)		Change	
	Contract	Value	Contract	Value	Value	Contract	Value	Contract	Value	Contract	Value
Index Future	11273	2194	17114	3318	(1124)	188591	36394	181710	35229	6881	1165
Index Option	5427628	1058973	5418214	1056546	2427	2072396	400626	1790420	347611	281976	53015
Stock Future	258470	17876	275073	18667	(791)	5880898	391268	5873499	393291	7399	(2023)
Stock Option	335528	23826	348058	24714	(888)	458931	30499	437877	29279	21054	1220
Total	6032899	1102869	6058459	1103245	(376)	8600816	858787	8283506	805410	317310	53377

FII All Activity-BBG (Rs Cr)	Buy	Sell	Net
3-Dec-25	11863	16615	(4752)
4-Dec-25	14970	13669	1301
5-Dec-25	12111	12128	(16)
8-Dec-25	13248	13335	(87)
9-Dec-25	17406	19534	(2128)
Month to date- Dec	95742	106304	(10562)
FII (Prov.) (Rs Cr)	Buy	Sell	Net
4-Dec-25	11500	13444	(1944)
5-Dec-25	11456	11895	(439)
8-Dec-25	12500	13156	(656)
9-Dec-25	13605	17365	(3760)
10-Dec-25	11700	13352	(1651)
Month to date-Dec	96111	112581	(16470)
DII (Prov.) (Rs. Cr)	Buy	Sell	Net
4-Dec-25	16489	12828	3661
5-Dec-25	16058	11869	4189
8-Dec-25	16883	14341	2542
9-Dec-25	17439	11214	6225
10-Dec-25	16869	13117	3752
Month to date-Dec	129146	96841	32305
FII Debt - BBG (Rs. Cr)	Buy	Sell	Net
3-Dec-25	2724	3336	(612)
4-Dec-25	1299	3947	(2648)
7-Dec-25	772	2343	(1571)
8-Dec-25	862	2334	(1472)
9-Dec-25	1845	5121	(3276)
Month to date- Dec	11575	18905	(7330)

Market Breadth	BSE		NSE	
	No.	%	No.	%
Advance	1898	44%	1508	44%
Decline	2289	53%	1834	53%
Unchanged	155	4%	95	3%

Market Turnover	10-Dec	09-Dec	Var (%)
BSE Cash	7252	9388	-23%
NSE Cash	95827	106148	-10%
NSE Futures	90284	106212	-15%
NSE Options	13689565	72398277	-81%
Total (Rs.Cr)	13882927	72620026	-81%

Volatility Index	10-Dec	09-Dec
Volatility Index	10.91	10.95

Index PE - TTM	10-Dec	Yr. High	Yr. Low
Sensex	23.0	24.1	20.3
Nifty	22.4	23.0	19.6

Corporate News

Tata Steel Ltd. announced the acquisition of a majority stake in iron ore pellets manufacturer Thriveni Pellets Pvt. Ltd. for Rs 636 crore to secure supply of the product. The company will buy 50.01% of TPPL from Llyods Metals & Energy Ltd. (NDTV)

Petronet LNG has signed a secured Rupee Term Loan agreement of ₹12,000 cr with a consortium led by SBI and Bank of Baroda. The loan, split equally between the two banks, will fund the company's 750 KTPA Propane Dehydrogenation (PDH) and 500 KTPA Polypropylene (PP) project at Dahej, Gujarat, including propane and ethane handling facilities and other capital expenditure. (CNBC)

Lloyds Metals and Energy Ltd., approved a proposal for its wholly-owned subsidiary, Lloyds Global Resources FZCO (LGRF), to acquire up to 50% equity stake in Nexus Holdco FZCO. Nexus holds about 80-90% stake in Surya Mines SARL and eight other companies in the Democratic Republic of Congo, collectively owning multiple mining concessions and a copper processing plant. (CNBC)

Tata Consultancy Services, will be acquiring AI services and advisory firm Coastal Cloud in an all-cash deal of \$700 million. The transaction is expected to be completed by January 31, 2026 "Coastal Cloud has an enterprise value of up to \$700 million, including upfront and deferred payments excluding any customary post-closing adjustments for net debt & working capital,". (MC)

Economy

India has raised concerns at the World Trade Organization regarding a China-led proposal for an investment facilitation agreement. New Delhi argues that discussions on investment are outside the WTO's trade agreement framework. India emphasizes that such plurilateral agreements should remain exceptions, not the norm. (ET)

The Centre has approved road projects worth Rs 44,771 crore for Odisha, including the improvement of national and state highways and a new thoroughfare between Bhubaneswar and Paradip. (ET)

International

Elliott Investment Management has lifted its stake in Toyota Industries to 5.01%, further increasing pressure on automotive giant Toyota Motor, which plans to buy out the forklift manufacturer, a key group firm. The U.S. activist investor, which spent 268 billion yen (\$1.7 billion) on acquiring the stake.

Gogo Inc. stock surged 8% after the company announced it expects to ship approximately 300 Galileo HDX and FDX antennas by the end of 2025, with its 5G network ready for customer launch in January 2026. (Inv)

Top 5 Nifty Gainers	10-Dec	09-Dec	Var(%)
EICHERMOT	7229	7123	1.5%
HINDALCO	822	813	1.1%
HDFCLIFE	771	763	1.1%
TATASTEEL	162	161	1.0%
COALINDIA	382	379	0.7%
Top 5 Nifty Losers	10-Dec	09-Dec	Var(%)
INDIGO	4806	4968	-3.3%
ETERNAL	283	292	-2.9%
TRENT	4018	4085	-1.6%
ADANIENT	2212	2245	-1.5%
SHRIRAMFIN	837	847	-1.1%

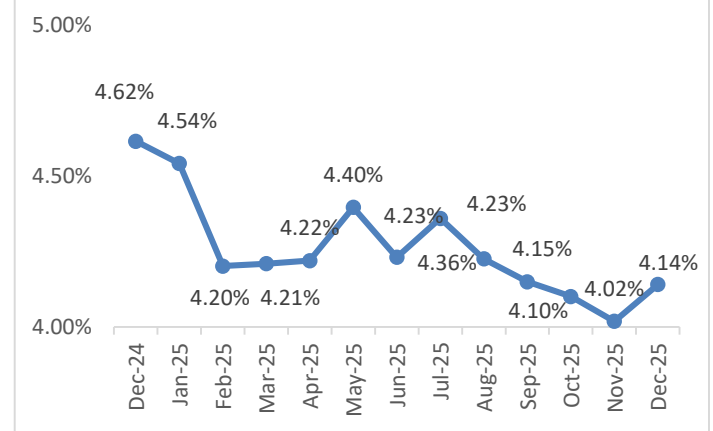
BSE Index Watch	Last	1 day	1 wk	1 mth	1 yr
SENSEX	84391	-0.3%	-0.8%	0.6%	3.5%
MIDCAP	45590	-1.1%	-2.2%	-3.3%	-5.2%
SMLCAP	50306	-0.6%	-2.5%	-4.8%	-12.8%
AUTO	60883	-0.1%	-1.1%	0.6%	12.8%
BANKEX	66124	-0.4%	-0.6%	1.4%	8.8%
Capital Goods	65909	-1.0%	-3.2%	-7.3%	-10.4%
FMCG	19997	0.0%	-0.9%	-1.9%	-4.2%
Health Care	43664	-0.1%	-1.7%	-1.3%	-1.7%
IT	36513	-0.9%	-0.4%	3.3%	-19.1%
METAL	33635	0.5%	-1.2%	-3.7%	5.1%
Oil & Gas	27679	0.1%	-0.7%	-4.1%	1.7%
Power	6424	0.0%	-1.4%	-4.3%	-15.3%
Realty	6734	-0.3%	-2.1%	-8.0%	-20.9%

Margin Trading Disclosure (Rs. In Cr)	Last	1 day	1 wk	1 mth	3 mth
Op. Scripwise Outstanding	112121	0%	0%	0%	17%
Fresh Exposure	2425	-26%	-15%	-26%	-55%
Exposure liquidated	3093	-9%	28%	-18%	-43%
Closing Net scripwise outstanding	111453	-1%	-1%	0%	16%

NSE USD Futures	10-Dec	09-Dec	Var (%)
Dec Expiry (Rs./\$)	88.43	88.43	0.0%
Jan Expiry (Rs./\$)	89.08	89.08	0.0%
Total Turnover (Rs. Crore)	1537	1994	-23%

Sectors	TTM PE
Auto	32.56
Auto Ancillary	41.97
Banking	15.08
Engineering	37.1
Cement	62.79
Diamonds & Jewellery	45.5
Housing Finance	23.57
Infrastructure & Const	28.36
Metals-Aluminium	27.16
Metal – Steel	17.67
Oil Expl.	8.87
Pharma	11.08
Power – Gen. Supp.	39.99
Information Tech.	29.2
Sugar	17.43
Telecom Serv. Prov.	39.41
Tyres	34.32

US 10-Year Bond Yield (Source:NBRR)



10 year G-Sec Yield	Current	Previous	Change
US	4.13%	4.15%	(1) bps
Japan	1.94%	1.96%	(2) bps
India	6.63%	6.59%	4 bps
UK	4.51%	4.51%	0 bps
Libor 3 Mths	4.85%	4.85%	(0) bps

Indian Eco Data	Current	Previous	Var(%)
Forex Reserve (US\$ in bn)	602	686	-12.3%
Inflation - WPI	-1.21%	0.13%	(134) bps
Inflation - CPI	0.25%	1.44%	(119) bps

India GDP	Q3FY25	Q2FY25	Var (%)
Growth	8.23%	7.81%	42 bps

Monetary Policy	Current	Previous	Change
Repo Rate	5.25%	5.50%	(25) bps
Reverse Repo Rate	3.35%	3.35%	0 bps
CRR	3.00%	3.75%	(75) bps
O/S Banking System Liquidity (Rs bn)	2428	2455	(26.7)

IIP Growth %	Oct-25	Oct-24	Apr-Oct
IIP	0.4	3.7	3.4
Capital Goods	2.4	2.9	4.8
Mining	1.8	4.4	4.3
Manufacturing	-6.9	2.0	1.0
Electricity	-1.8	0.9	-0.7

ADR Price Movement

Company	Price (US\$)	Volume	Previous Day Price	Volume	Variance (%)	No. of Share Per ADR	ADR Price (Rs.)	BSE Price	Variance (%)
Infosys Tech	18.07	10143617	17.75	16529086	1.80%	1	1625.62	1584.80	2.6%
Wipro	2.89	9431265	2.86	7606685	1.05%	1	259.99	257.98	0.8%
Dr.Reddy's	13.86	870785	13.82	961095	0.29%	1	1246.88	1250.80	-0.3%
ICICI Bank	30.34	5009556	30.37	4462077	-0.10%	2	1364.73	1363.60	0.1%
HDFC Bank	35.42	2585388	35.17	3132243	0.71%	3	1062.16	989.80	7.3%

GDR's (US\$)

	Prices	Prev. Close	Change	Var %
L&T	44.45	44.75	(0.3)	-0.7%
RIL	68.20	68.30	(0.1)	-0.1%
SBI	106.80	106.80	0.0	0.0%

US Economy Data	Current	Previous
Inflation (%) (YoY)	3.00%	2.90%
Unemployment (%)	4.40%	4.30%

Interest Rate (%)	Current	Previous
Fed Rate	3.75%	4.00%

US GDP	Q2CY25	Q1CY25
Growth (QoQ Annualized)	3.80%	-0.60%

China Economy Data	Current	Previous
GDP	4.80%	5.20%
Inflation – CPI (%)	0.70%	0.20%

Economic Calendar	Date
Indian GDP Data	27 Feb
Indian Inflation Data CPI	12 Dec
Indian Inflation Data WPI	15 Dec
Indian Monetary Policy	27 Feb
India's Industrial Production (IIP)	28 Dec
US Inflation Data	18 Dec
US GDP	23 Dec
US Unemployment Data	16 Dec
US Fed Rate	To be Announced
China GDP	To be Announced
China Inflation Data	To be Announced

Event Update

Name	Date	Purpose
Steel City Securities Ltd.	11/12/25	Dividend
Bharat Rasayan Ltd.	12/12/25	Bonus issue
Mrs. Bectors Food Specialities Ltd.	12/12/25	Stock Split from Rs.10/- to Rs.2/-
Nureca Ltd.	12/12/25	Buy Back of Shares
VLS Finance Ltd.	12/12/25	Buy Back of Shares
JMJ Fintech Ltd. - (Partly Paid-up Equity Shares (Rights Issue))	19/12/25	First and Final Call of Rs.7.35 (Face Value Rs.7/- + Re.03.5 Premium)
Knowledge Marine & Engineering Works Ltd.	22/12/25	Stock Split from Rs.10/- to Rs.5/-
Nectar Lifesciences Ltd.	24/12/25	Buy Back of Shares

Bulk Deal As On 10/12/25

BSE					
Security Code	Security Name	Client Name	Deal	Quantity	Price
537069	ARNOLD	AQUA TECH SOLUTIONS PRIVATE LIMITED	S	750000	16.01
537069	ARNOLD	KHATTU CONSTRUCTIONS AND DEVELOPERS PRIVATE LIMITED	B	750000	16.04
544626	EXATO	R G FAMILY TRUST	B	78000	323.25
544617	EXCELSOFT	HRTI PRIVATE LIMITED	S	839037	100.06
544617	EXCELSOFT	HRTI PRIVATE LIMITED	B	403605	100.13
544617	EXCELSOFT	IRAGE BROKING SERVICES LLP	S	763316	100.35
544617	EXCELSOFT	IRAGE BROKING SERVICES LLP	B	622098	99.46
512443	GANONPRO	KAMLA BUSINESS VENTURES PRIVATE LIMITED	S	150000	16
512443	GANONPRO	RAHUL RAJENDRA THOMBARE	B	115001	16
543520	GLHRL	RUPA KUMARI	B	71000	19.17
544630	HELLOJI	KHUSHAL HITENDRA SHAH	B	19200	130.05
544615	KSR	GIRISH GULATI	B	182273	22.53
544615	KSR	GIRISH GULATI	B	175302	21.03
544615	KSR	GIRISH GULATI HUF	S	187274	22.53
544615	KSR	GIRISH GULATI HUF	S	175302	21.03
541337	MILEFUR	MULTIPLIER SHARE & STOCK ADVISORS PRIVATE LIMITED	B	72000	27.89
540243	NEWLIGHT	MANOJ AGRAWAL	S	579221	1.28
526721	NICCOPAR	ANGSHUMAN GHOSH	S	259260	85.89
526721	NICCOPAR	NICCO ENGINEERING SERVICES LIMITED	B	255751	85.9
531212	NLFL	NLFL COMMERCIALS PRIVATE LIMITED	B	36699	46.31
519299	PRIMIND	RUNIT EXIM PRIVATE LIMITED	S	214007	34.71
519299	PRIMIND	SUNIL KUMAR MALIK	B	241397	34.71
540703	PROCLB	AMRIT NIRMAL CHAMARIA	S	186576	27.65
540703	PROCLB	MANISHABEN NIRMALKUMAR PATEL	B	78500	27.65
540703	PROCLB	THAKKARVIPULBHAILAXMIDAS	B	72000	27.65
540703	PROCLB	VIBHA TRIPATHI	S	43317	27.29
544627	PURPLEWAVE	KIFS ENTERPRISE	B	57000	120.79
543366	SBLI	SHIFALI SHARMA	S	13200	40.15
531370	SPAR	SHOBHA ANANT HEGDE	S	115328	5.25
540914	SRUSTEELS	ISH TRAVEL & TOURS PRIVATE LIMITED	S	1107184	3.13
540914	SRUSTEELS	JAY KETANKUMAR DOSHI	B	700000	3.22
543745	SVS	ALTIZEN VENTURES LLP	S	132000	13.8
531039	SWADHATURE	LAXMANBHAI RAVJIBHAI GAJERA	S	23885	9.45
512038	TCC	NPB NEUE PRIVAT BANK AG	B	218536	409.29
523261	VENKEYS	IRAGE BROKING SERVICES LLP	S	100961	1573.2
523261	VENKEYS	IRAGE BROKING SERVICES LLP	B	78950	1564.16
509026	VJTFEDU	SHEETAL DUGAR	B	100000	87.5
544610	WORKMATES	JMP SECURITIES PVT LTD	S	137400	475.98
544610	WORKMATES	JMP SECURITIES PVT LTD	B	105600	485.41

NSE					
Security Code	Security Name	Client Name	Deal	Quantity	Price
ADANIGREEN	Adani Green Energy Ltd	AMITY HOLDINGS PRIVATE LIMITED	BUY	3082500	970
ADANIGREEN	Adani Green Energy Ltd	AUTHUM INVESTMENT & INFRASTRUCTURE LIMITED	BUY	1598000	970
ADANIGREEN	Adani Green Energy Ltd	BNP PARIBAS FINANCIAL MARKETS	BUY	1549999	970
ADANIGREEN	Adani Green Energy Ltd	COHESION MK BEST IDEAS SUB-TRUST	BUY	1289000	970
ADANIGREEN	Adani Green Energy Ltd	EDELWEISS MUTUAL FUND	BUY	1030927	970
ADANIGREEN	Adani Green Energy Ltd	FOUR DIMENSIONS SECURITIES (INDIA) LTD.	BUY	1546400	970
ADANIGREEN	Adani Green Energy Ltd	GEECEE VENTURES LIMITED	BUY	257800	970
ADANIGREEN	Adani Green Energy Ltd	MC JAIN INFOSERVICES PRIVATE LIMITED	BUY	257800	970
ADANIGREEN	Adani Green Energy Ltd	PARESH MOHANLAL PAREKH	BUY	644000	970
ADANIGREEN	Adani Green Energy Ltd	PARSHVA TRADING	BUY	360200	970
ADANIGREEN	Adani Green Energy Ltd	QUANT MUTUAL FUND	BUY	12371134	970

ADANIGREEN	Adani Green Energy Ltd	QUANT MUTUAL FUND	BUY	12371134	970
ADANIGREEN	Adani Green Energy Ltd	SANATAN FINANCIAL ADVISORY SERVICES PRIVATE LIMITED	BUY	1805000	970
ADANIGREEN	Adani Green Energy Ltd	SHRUTI GAGAN CHATURVEDI	BUY	258000	970
ADANIGREEN	Adani Green Energy Ltd	TOTALENERGIES RENEWABLES INDIAN OCEAN LTD	SELL	28640138	970
ADANIGREEN	Adani Green Energy Ltd	TOTALENERGIES RENEWABLES INDIAN OCEAN LTD	SELL	28640138	970
ADANIGREEN	Adani Green Energy Ltd	URUDAVAN INVESTMENT AND TRADING PVT. LTD.	BUY	567000	970
ADANIGREEN	Adani Green Energy Ltd	VANGUARD EMERGING MARKETS SHARES INDEX FUND	BUY	1018378	970
ADANIGREEN	Adani Green Energy Ltd	VIJAY MOHANLAL PAREKH	BUY	644000	970
ADANIGREEN	Adani Green Energy Ltd	VISARIA FAMILY TRUST	BUY	360000	970
AEQUS	Aequs Limited	SMALLCAP WORLD FUND INC	BUY	10719655	142.48
BLSE	BLS E-Services Limited	KURJIBHAI PREMJBHAI RUPARELIYA	BUY	600000	209.08
CSLFINANCE	CSL Finance Limited	KAMAL VISARIA	SELL	168818	294
CSLFINANCE	CSL Finance Limited	VISARIA SECURITIES PVT LTD.	BUY	168869	294
ECOLINE	Ecoline Exim Limited	MANISH KIRITKUMAR SHAH (HUF)	SELL	298000	142
ECOLINE	Ecoline Exim Limited	OWN INFRACON PRIVATE LIMITED	BUY	141000	142
ELLEN	Ellenbarrie Indus Gases L	SARAVANA STOCKS INVT. P LTD.	BUY	1525000	350.55
ELLEN	Ellenbarrie Indus Gases L	SSPL SECURITIES PRIVATE LIMITED	SELL	1525000	350.55
FRESHARA	Freshara Agro Exports Ltd	APARNA SAMIR THAKKER	SELL	147000	162
FRESHARA	Freshara Agro Exports Ltd	RITU BAPNA	BUY	150000	162
ICICIBANK	ICICI Bank Ltd.	AZIM PREMJI TRUST (API)	SELL	1094092	1361
ICICIBANK	ICICI Bank Ltd.	PI OPPORTUNITIES AIF V LLP	BUY	1094092	1361
KSR	KSR Footwear Limited	ANSHUL SAIGAL	SELL	149000	22.45
MAGSON	Magson Retail And Dist L	ZAKI ABBAS NASSER	SELL	85000	109.58
PNBHOUSING	PNB Housing Fin Ltd.	PI OPPORTUNITIES AIF V LLP	BUY	1129944	885
PNBHOUSING	PNB Housing Fin Ltd.	PIONEER INVESTMENT FUND	SELL	1129944	885
SBILIFE	SBI Life Insurance Co Ltd	PI OPPORTUNITIES AIF V LLP	BUY	499251	2020
SBILIFE	SBI Life Insurance Co Ltd	PIONEER INVESTMENT FUND	SELL	499251	2020
SCPL	Sheetal Cool Products Ltd	ZAKI ABBAS NASSER	SELL	80000	265.11
SHRIKANHA	Shri Kanha Stainless Ltc	ALACRITY SECURITIES LTD	BUY	100800	88
SUNTECH	Suntech Infra Solutions	BRN COMMODITIES & TRADING CO. PVT. LTD	BUY	115200	40.12
SUNTECH	Suntech Infra Solutions	MILI CONSULTANTS & INV. P. LTD	SELL	107200	40.14
VIDYAWIRES	Vidya Wires Limited	ABUNDANTIA CAPITAL VCC - ABUNDANTIA CAPITAL III	SELL	1066112	52
VIDYAWIRES	Vidya Wires Limited	CITIGROUP GLOBAL MARKETS MAURITIUS PRIVATE LIMITED	SELL	2495000	54.47

Disclosure:

Research Reports that are published by Nirmal Bang Securities Private Limited (hereinafter referred to as “NBSPL”) are for private circulation only. NBSPL is a registered Research Analyst under SEBI (Research Analyst) Regulations, 2014 having Registration no. INH000001766. NBSPL is also a registered Stock Broker with National Stock Exchange of India Limited, BSE Limited, Metropolitan Stock Exchange of India Limited, Multi Commodity Exchange of India Limited and , National Commodity and Derivative Exchange Limited in Capital Market , Equity and Commodities derivatives segments and Currency Derivatives Segment .

NBSPL has other business divisions with independent research teams separated by Chinese walls, and therefore may, at times, have different or contrary views on stocks and markets.

NBSPL or its associates have not been debarred / suspended by SEBI or any other regulatory authority for accessing / dealing in securities Market since last 20 years. NBSPL, its associates or analyst or his relatives do not hold any financial interest (Except Investment) in the subject company. NBSPL or its associates or Analyst do not have any conflict or material conflict of interest at the time of publication of the research report with the subject company. NBSPL or its associates or Analyst or his relatives may or may not hold beneficial ownership of 1% or more in the subject company at the end of the month immediately preceding the date of publication of this research report.

NBSPL or its associates / analyst has not received any compensation / managed or co-managed public offering of securities of the company covered by Analyst during the past twelve months. NBSPL or its associates have not received any compensation or other benefits from the company covered by Analyst or third party in connection with the research report. Analyst has not served as an officer, director or employee of Subject Company. NBSPL / analyst has not been engaged in market making activity of the subject company.

Analyst Certification: The research analysts and authors of these reports, hereby certify that the views expressed in this research report accurately reflects my/our personal views about the subject securities, issuers, products, sectors or industries. It is also certified that no part of the compensation of the analyst(s) was, is, or will be directly or indirectly related to the inclusion of specific recommendations or views in this research. The analyst(s) principally responsible for the preparation of this research report and has taken reasonable care to achieve and maintain independence and objectivity in making any recommendations.

Disclaimer:

The Research Report is for the personal information of the authorized recipient and does not construe to be any investment, legal or taxation advice. NBSPL is not soliciting any action based upon it. Nothing in the research report shall be construed as a solicitation to buy or sell any security or product, or to engage in or refrain from engaging in any such transaction. In preparing the research report, we did not take into account the investment objectives, financial situation and particular needs of the reader.

The research report has been prepared for the general use of the clients of NBSPL and must not be copied, either in whole or in part, or distributed or redistributed to any other person in any form. If you are not the intended recipient you must not use or disclose the information in the research report in any way. Though disseminated to all the customers simultaneously, not all customers may receive the research report at the same time. NBSPL will not treat recipients as customers by virtue of their receiving the research report. The research report is not directed or intended for distribution to or use by any person or entity resident in a state, country or any jurisdiction, where such distribution, publication, availability or use would be contrary to law, regulation or which would subject NBSPL & its group companies to registration or licensing requirements within such jurisdictions.

The report is based on the information obtained from sources believed to be reliable, but we do not make any representation or warranty that it is accurate, complete or up-to-date and it should not be relied upon as such. We accept no obligation to correct or update the information or opinions in it. NBSPL or any of its affiliates or employees shall not be in any way responsible for any loss or damage that may arise to any person from any inadvertent error in the information contained in the research report. NBSPL or any of its affiliates or employees do not provide, at any time, any express or implied warranty of any kind, regarding any matter pertaining to this report, including without limitation the implied warranties of merchantability, fitness for a particular purpose, and non-infringement. The recipients of the research report should rely on their own investigations.

This information is subject to change without any prior notice. NBSPL reserves its absolute discretion and right to make or refrain from making modifications and alterations to this statement from time to time. Nevertheless, NBSPL is committed to providing independent and transparent recommendations to its clients, and would be happy to provide information in response to specific client queries.

Before making an investment decision on the basis of research report, the reader needs to consider, with or without the assistance of an adviser, whether the advice is appropriate in light of their particular investment needs, objectives and financial circumstances. There are risks involved in securities trading. The price of securities can and does fluctuate, and an individual security may even become valueless. International investors are reminded of the additional risks inherent in international investments, such as currency fluctuations and international stock market or economic conditions, which may adversely affect the value of the investment. Opinions expressed are subject to change without any notice. Neither the company nor the director or the employees of NBSPL accept any liability whatsoever for any direct, indirect, consequential or other loss arising from any use of the research report and/or further communication in relation to the research report. Here it may be noted that neither NBSPL, nor its directors, employees, agents or representatives shall be liable for any damages whether direct or indirect, incidental, special or consequential including lost revenue or lost profit that may arise from or in connection with the use of the information contained in the research report.

Copyright of this document vests exclusively with NBSPL.

Our reports are also available on our website

Registration granted by SEBI and certification from NISM in no way guarantee performance of NBSPL or provide any assurance of returns to investors.

Nirmal Bang Research (Division of Nirmal Bang Securities Pvt. Ltd.)

B-2, 301/302, Marathon Innova,
Opp. Peninsula Corporate Park
Off. Ganpatrao Kadam Marg
Lower Parel(W), Mumbai-400013
Board No. : 91 22 6723 8000/8001
Fax. : 022 6723 8010